

Step 1: Integrate NexPart and PartsTech to your AutoLeap account

Once your representative from AutoLeap has completed your data migration and helped you set up your dashboard, simply go to “Settings” and navigate to “Parts Ordering” under the Integrations tab. Over here, you can sync your NexPart and PartsTech accounts to AutoLeap and start using our seamless [inventory management system](#)!

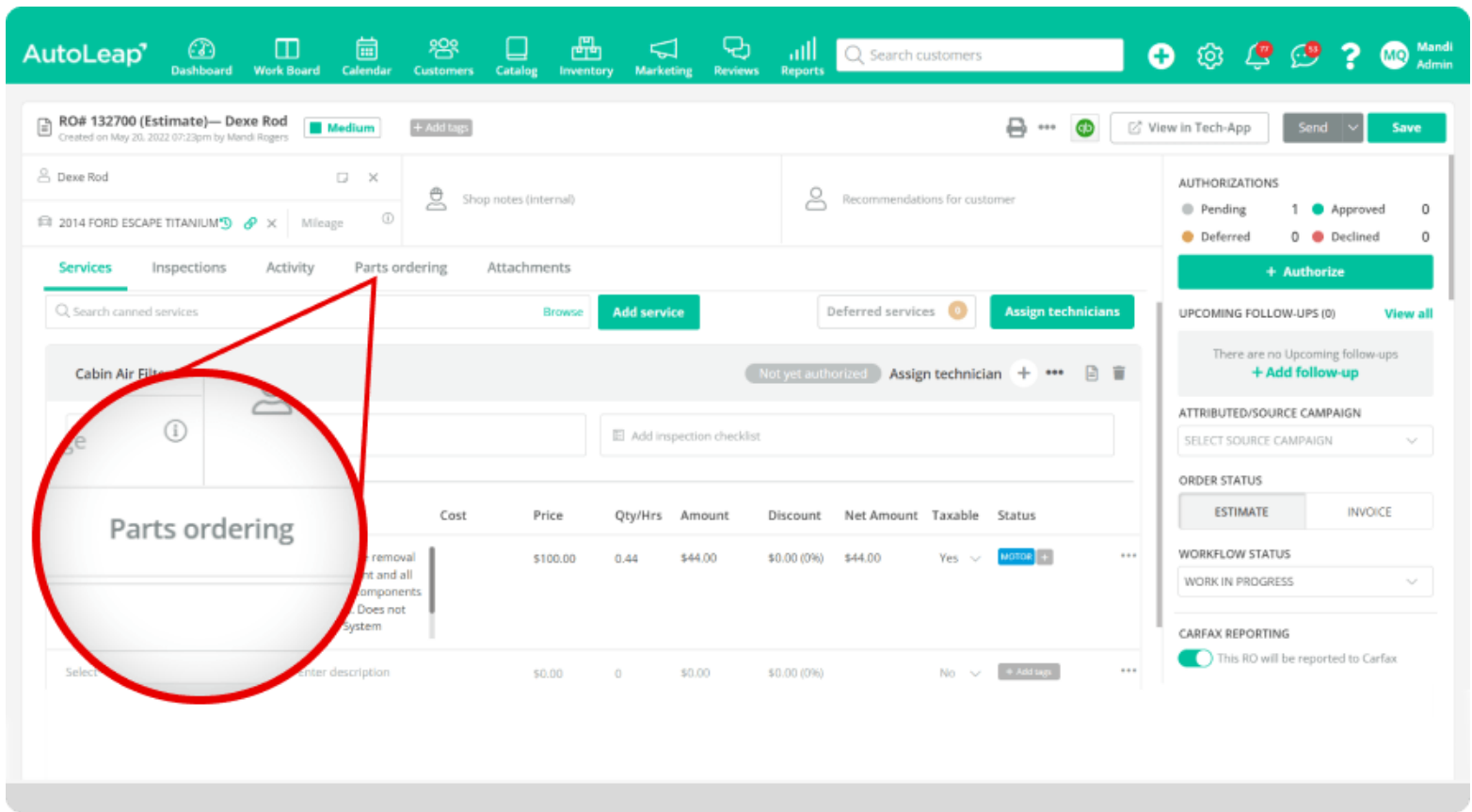
Simply click “Connect”, enter your credentials, and that’s it. You’re ready to start finding parts!

Note: To complete this step, you will have to create accounts for NexPart and PartsTech using your information. You can choose to only integrate one, however, we recommend setting both up to ensure you’re getting the best rates and quality for your parts!

The screenshot displays the AutoLeap dashboard interface. At the top, there is a navigation bar with icons for Dashboard, Work Board, Calendar, Customers, Catalog, Inventory, Marketing, Reviews, and Reports, along with a search bar and user profile (Mandi Admin). The main content area is titled "RO# 132700 (Estimate)— Dexe Rod" and includes a "Medium" status tag and a "Save" button. Below this, there are tabs for Services, Inspections, Activity, Parts ordering (selected), and Attachments. The "Parts ordering" section features two prominent cards: one for "nexpart" and one for "PARTSTECH", each with a "Go to" button. The right sidebar contains several sections: "AUTHORIZATIONS" with a table showing 1 Pending, 0 Approved, 0 Deferred, and 0 Declined; "UPCOMING FOLLOW-UPS (0)" with a "View all" link and a "+ Add follow-up" button; "ATTRIBUTED/SOURCE CAMPAIGN" with a dropdown menu; "ORDER STATUS" with buttons for "ESTIMATE" and "INVOICE"; "WORKFLOW STATUS" with a dropdown menu; and "CARFAX REPORTING" with a toggle switch set to "On".

Step 2: Begin working on your estimate

Head over to the “Estimates & Invoices” section and get started on filling out your customer’s information, along with the details of their car (such as the Year/Make/Model and VIN). Add in the services your customer requires and then head over to the “Parts Ordering” tab to get started on finding any missing equipment that isn’t already in your inventory!



Fun fact: instead of having to enter all the car's details again when you redirect to NexPart or PartsTech, the car's YMM will already be there! As long as NexPart has the VIN and PartsTech has the YMM information uploaded to AutoLeap, they'll automatically pick up that information and save you the hassle of re-entering the data.

Step 3: Start finding the parts you need for the job

Once you're on NexPart or PartsTech, you'll be able to see parts from various vendors in your area with a detailed description and the rates available.

These integrations also have other handy filters and search options to make it even easier (Yup, it can get easier than this!) to order parts. NexParts allows you to search by an A-Z list, catalogs, job categories, and their own suggestions based on the vehicle. Lastly, you can also save any commonly used tools for jobs so you don't need to go searching for them every time.

Simply add whatever parts you require to your cart, press save, and send it over to AutoLeap!

Parts & Accessories 2014 Ford Escape 2.0L I4 Turbo VIN:9 Click here to enter a part

Search Tips

Parts & Accessories

Hide


New
 My Vehicles
 Fleet
 2014 Ford Escape Any Trim 2.0L I4 Turbo VIN:9

Cabin Air Filter

Filters
 16 parts / 50 per page
 Sort: Best Match
 View:
 List
 Grid
 Settings

- Part Filters**
- Brand**
- ACDELCO
 - GOLD/PROFESSIONAL
 - ATP
 - BOSCH
 - CHAMPION LABORATORIES INC.
 - DENSO
 - ECOGARD
 - GLOBAL PARTS

Cabin Air Filter



Parts Authority (Installer)

PRONTO/ID USA
Cabin Air Filter
Particulate Media
Part# PC6174

Product Details: FILTER
Per Veh: 1 Years: 2013-2016
Located Behind Glove Box


Sell Price: \$30.97
Your Price: \$18.03

Buy From: Primary 0 Others 28

62-SanBernardin 22

Per Veh: 1 Min Qty: 1 Pack Qty: 1

Order Qty: 1



Parts Cabin Air Filter

2014 FORD ESCAPE
TITANIUM 2.0L I4 VIN 9 DOHC ECO...

Parts Found (3)

Availability

In Stock (3)

Position

Fresh Air (1)


Not Specified (2)

Brand

NAPA Gold Filters (1)

NAPA Platinum Filters (1)


NAPA ProSelect Filters (1)



AutoZone (3)
3230 - Middletown, CT

112

3 results




NAPA Platinum Filters Cabin Air Filter
PFL 4234419

Position: Fresh Air Quantity per vehicle: 1

\$23.46
list pricing: \$46.46

1

Original Equipment (OE) Part Number
CV6Z19N619A
Brand : NAPA
Filter Media Material : Activated Carbon
Height : 1.42 in



NAPA Gold Filters Cabin Air Filter
FIL 4419

Quantity per vehicle: 1

\$19.69
list pricing: \$41.90

1

Original Equipment (OE) Part Number
CV6Z19N619A
Brand : NAPA
Contents : Cabin Air Filter
Filter Media Material : Particulate

NAPA Auto Parts

NAPA Platinum Filters Cabin Air Filter
4234419

Fresh Air x **\$23.46**
list pricing: \$46.46

NAPA Gold Filters Cabin Air Filter
4419

x **\$19.69**
list pricing: \$41.90

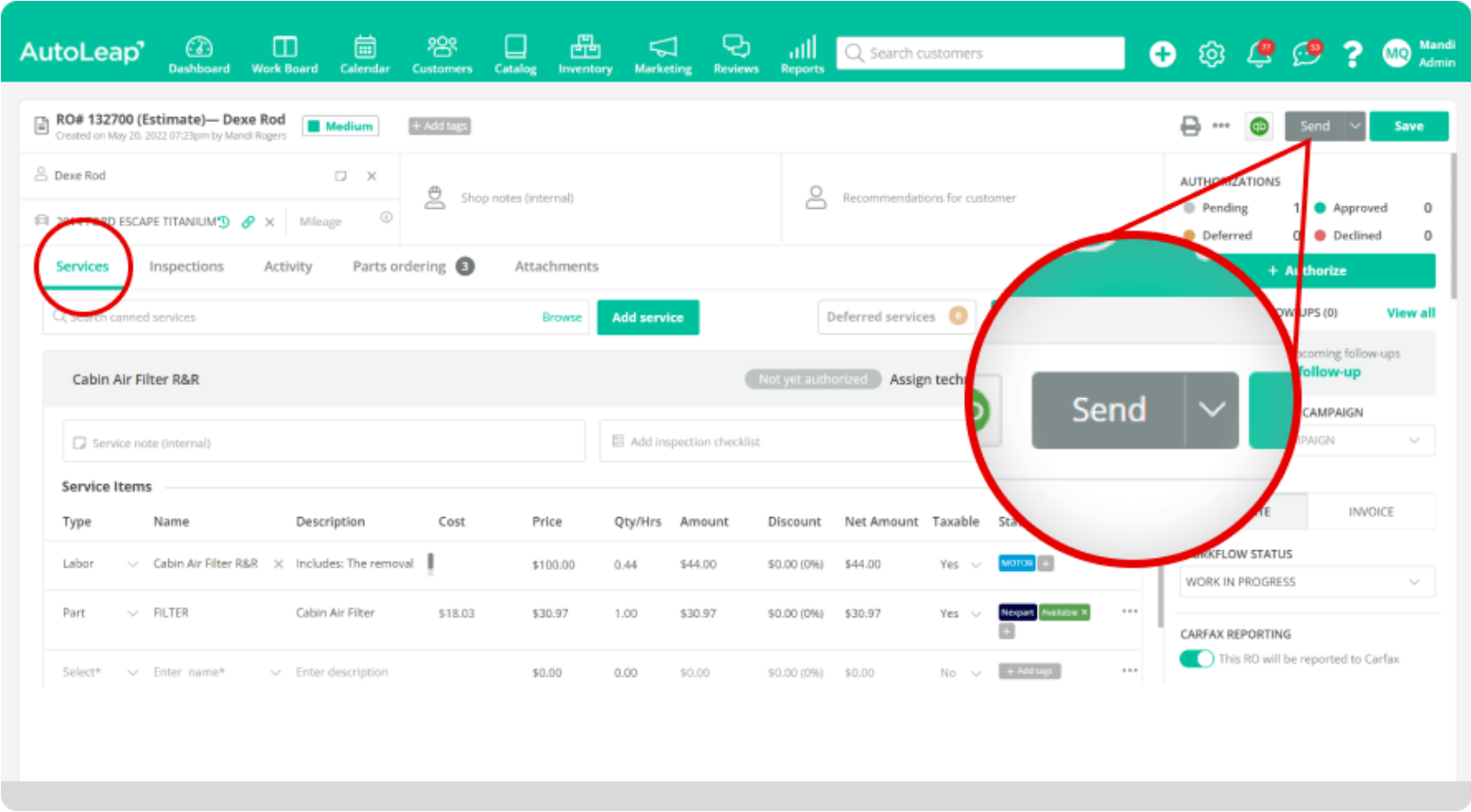
2 items in total **\$43.15**

PO Number

It's important to note that at this point, you haven't spent a cent—you're simply sending over the information of the parts to your AutoLeap software so you can add it into your estimates.

Step 4: Send over the estimate and get the green light from your customer

Once you're back on AutoLeap, head back over to the "Services" tab and add in the parts you've selected to have the calculations automatically add up! Send the estimate to your customer through email or SMS where they can easily approve or reject the estimate by providing a digital signature on the go.



Step 5: Place your order

Once your customer approves the estimate, you can head back over to the "Parts Ordering" tab to resync your parts and make sure nothing has gone out of stock! From there, go back to PartsTech or NexPart to find your cart with all available parts saved and simply check out to place your order.